



ALL THINGS NEW

STEADFAST IN FAITH • FORWARD IN HOPE

PARISH WORKBOOK
ASSUMPTION OF THE BLESSED VIRGIN MARY – O'FALLON

ABOUT YOUR PARISH WORKBOOK

- This parish workbook is designed to equip pastors and key parish leaders with data about the Archdiocese of St. Louis, your local planning area, and your parish.
- The data contained in this parish workbook has been gathered over the past twenty years from your parish and other parishes across the Archdiocese.
- This parish workbook should be used as an internal planning tool to help shape your reflections on the current strengths and opportunities for future growth of ministry and evangelization in the future.
- To help ensure accuracy of information, parishes are requested to limit the distribution of the information contained in this parish workbook to the pastor, parish staff, key parish leaders, and key advisory bodies. Information summarizing this data will be made available in the fall 2022 for parishioners across the Archdiocese.



ALL THINGS NEW PRAYER

Heavenly Father, you sent your Son Jesus as the first Evangelizer of the Good News.

Send forth the power of the Holy Spirit upon the Church of St. Louis and grant us the gift of true discernment so we may do your will in all things.

Help us be totally free to follow wherever you lead us, totally generous to be good stewards of your many gifts, and totally passionate to suffer all in order to be more closely united to you.

Commissioned by your Son and empowered by the Spirit to “Go and Make Disciples of all Nations,” strengthen us by the power of your grace as we bring the Good News of Salvation into the lives of all those we touch, so that individual hearts and all of society may be converted to you and all things might be made new.

Inspired by the apostolic zeal of previous generations, as we begin the process of planning for the future, may our only desire be to do all things for the greater glory and honor of your name and for the good of your people in the Archdiocese of St. Louis.

Through Christ our Lord.
Amen.



GUIDING TEXTS REV. 21:3-5

I heard a loud voice from the throne saying, “Behold, God’s dwelling is with the human race. He will dwell with them and they will be his people and God himself will always be with them.

He will wipe every tear from their eyes, and there shall be no more death or mourning, wailing or pain, the old order has passed away.”

The one who sat on the throne said, “Behold, I make all things new.” Then he said, “Write these words down, for they are trustworthy and true.”





GUIDING TEXTS EVANGELII NUNTIANDI (#18)

For the Church, evangelizing means bringing the Good News into all the strata of humanity, and through its influence transforming humanity from within and making it new: "Now I am making the whole of creation new."

But there is no new humanity if there are not first of all new persons renewed by Baptism and by lives lived according to the Gospel.





GUIDING TEXTS JOY OF THE GOSPEL (#27)

I dream of a “missionary option”, that is, a missionary impulse capable of transforming everything, so that the Church’s customs, ways of doing things, times and schedules, language and structures can be suitably channeled for the evangelization of today’s world rather than for her self-preservation.



STRATEGIC PASTORAL PLANNING INITIATIVE OUTCOME

Develop a plan that will make all things new enabling a vibrant Catholic presence in every square mile of the Archdiocese of St. Louis for the next century

A Renewed Church

Gospel renewal in our parishes, schools, and other ministry efforts

A Renewed Mission

Enhance our evangelization efforts to those on the margins of society

A Vibrant Future

Secure a vibrant future for the Church of St. Louis



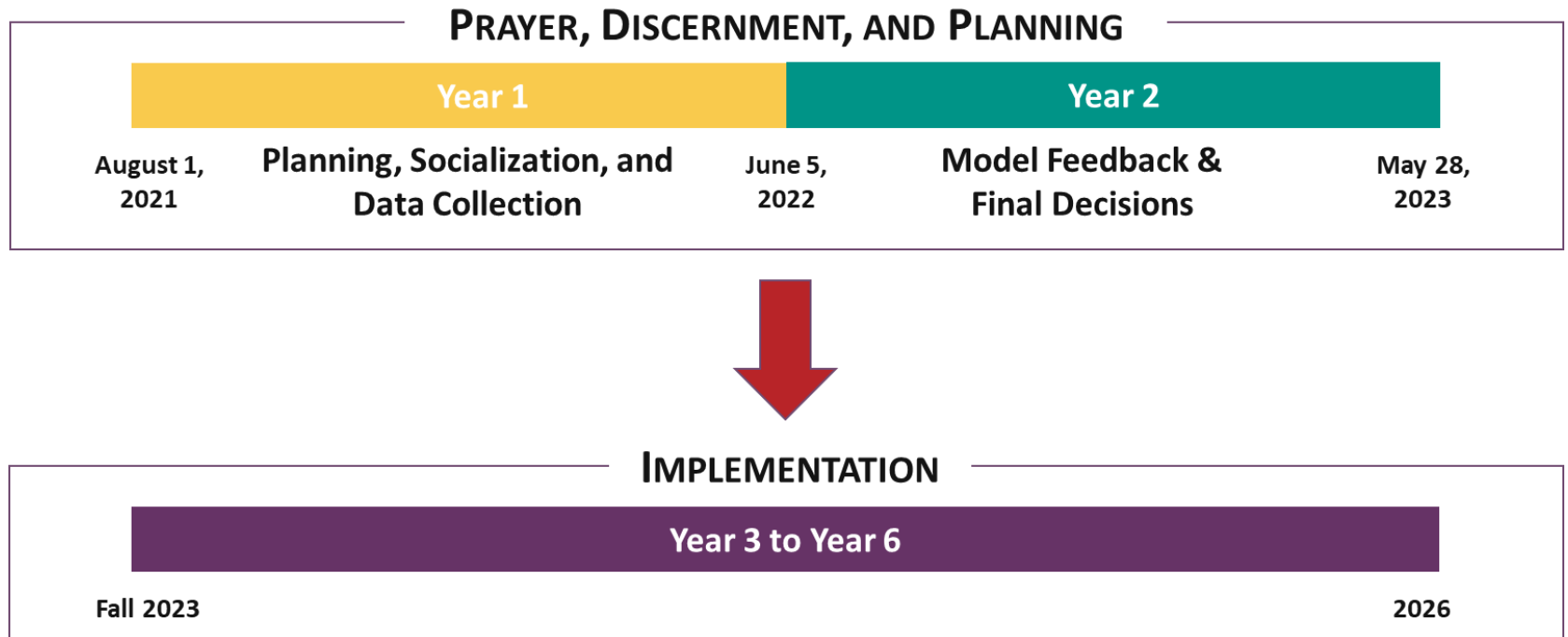
STRATEGIC PASTORAL PLANNING INITIATIVE

GOALS

1. **Unceasing Prayer.** Engage all individual Catholics to reflect upon the need for Jesus Christ in their daily lives and call upon the Holy Spirit to guide our actions to fully share the love of the Lord in every encounter.
2. **Unifying Vision.** Articulate and implement a vision for evangelization that empowers and expects every baptized Catholic to spread the Gospel message and ensures a Catholic presence in every square mile of the Archdiocese of St. Louis through missionary outreach, parish and school footprint, and dynamic leadership.
3. **Intentional Stewardship.** Define and develop a plan that will appropriately reallocate resources throughout the Archdiocese of St. Louis that will be supported by structures at the diocesan, parish, school, and agency levels to ensure long-term viability and vibrancy of the Catholic presence.



ALL THINGS NEW TIMELINE





ALL THINGS NEW

STEADFAST IN FAITH • FORWARD IN HOPE

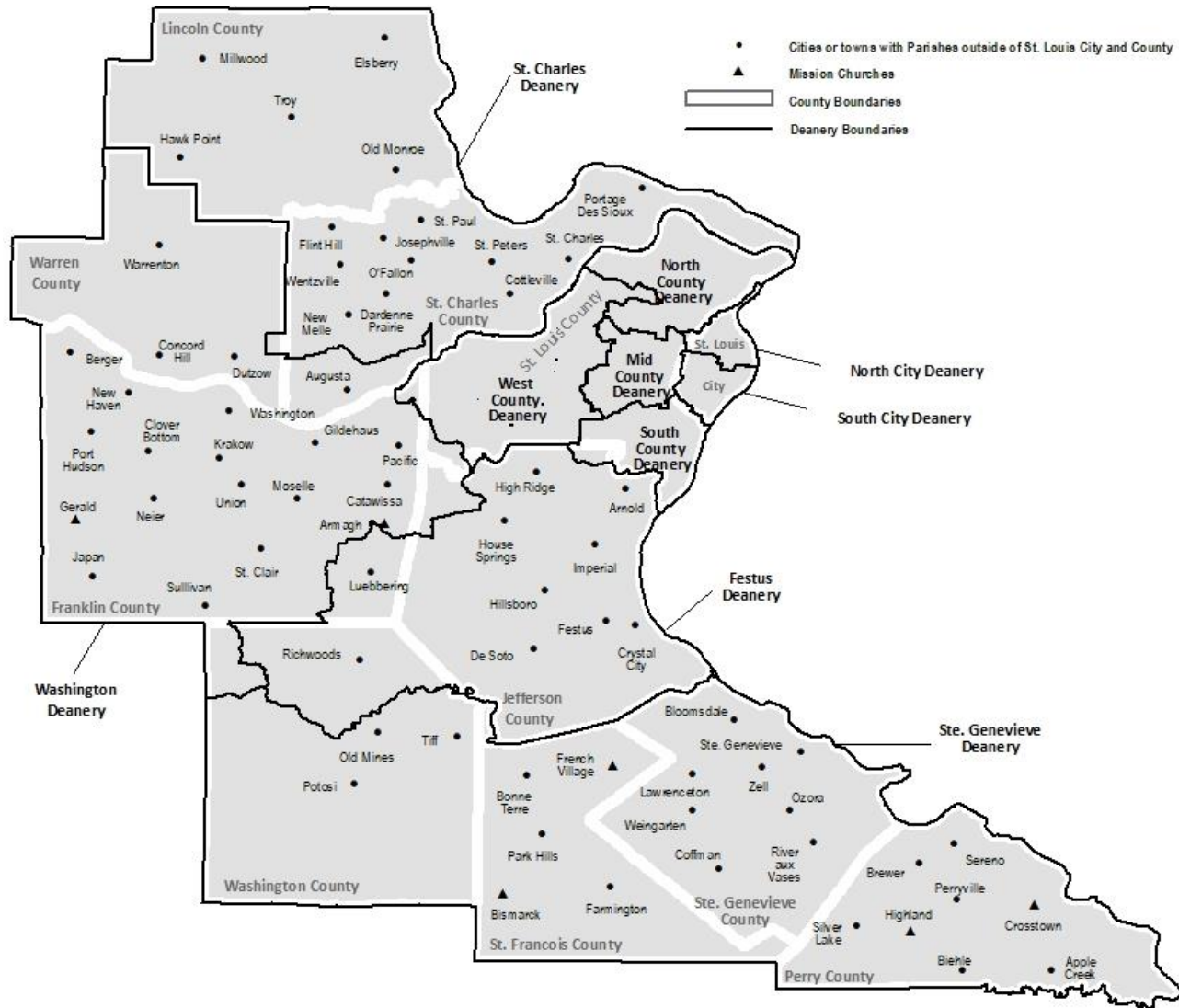
OUR DIOCESE
ARCHDIOCESE OF ST. LOUIS

ABOUT OUR DIOCESE

- The Archdiocese of St. Louis is 178 parishes encompassing the City of St. Louis and 10 surrounding counties – a large and diverse territory: urban, suburban and rural.
- Our local church has been declining for several decades as older Catholics die and there are insufficient number of young Catholics to take their place.
- This is best exemplified by the significant decline in the number of births and baptisms in our diocese.
- As our Catholic population has moved from the city to the near suburbs and from the near suburbs to the farther out suburbs, this has resulted in too few priests in large parishes and too many priests in small parishes.
- Our diocesan priests are aging and number of priests to serve our Catholic population is declining.
- Over the past decade, Mass attendance has been on a steady decline. The long-term implications of COVID are unknown, but the rebound in Mass attendance from 2020 to 2021 still leaves us 25% below pre-COVID levels.

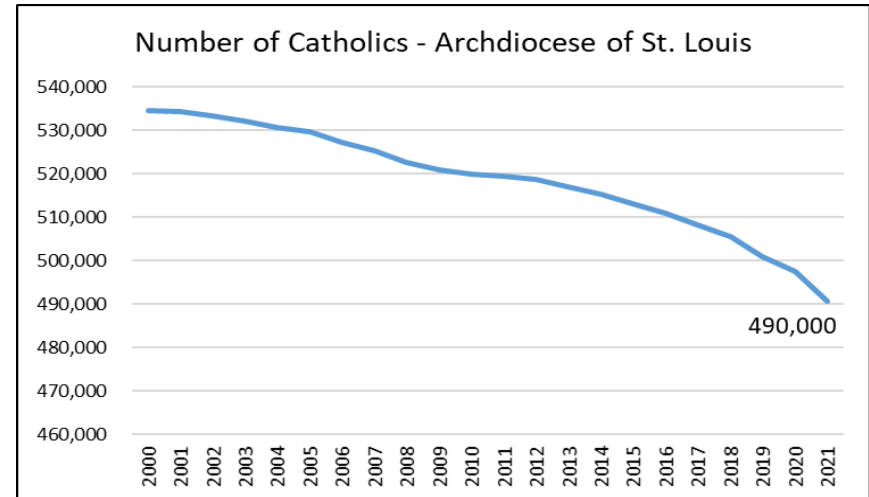


OUR TERRITORY FOR EVANGELIZATION



OUR CATHOLIC POPULATION CONTINUES TO DECLINE

- In 2021, the number of Catholics in the Archdiocese of St. Louis dipped below 500,000 for first time since the 1960s.
- We have more baptisms than funerals and we have nearly 1,000 enter the church each year. Our numbers should be growing by 2,000 per year.
- As many as 5,000 Catholics are “leaving” the Church – OR – not re-engaging in the Church after high school or college.



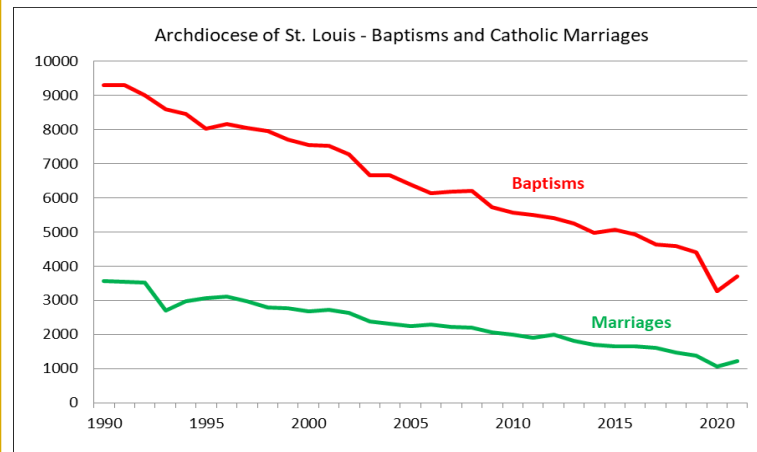
OUR CATHOLIC POPULATION IS AGING RESULTING IN FEWER YOUNG PEOPLE

The Landscape in the United States

- In the last decade, the percentage of the adult population claiming no religious affiliation (the “nones”) grew from 17% to 26%.
- In the last decade, the percentage of the millennial population claiming no religious affiliation grew from 27% to 40%.

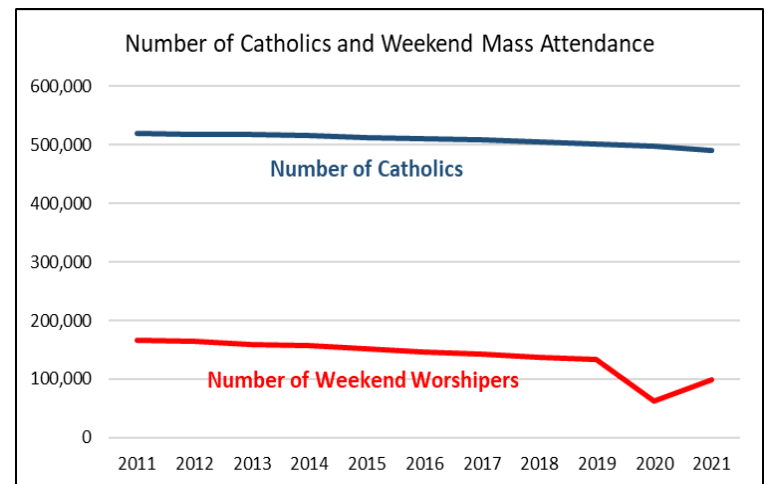
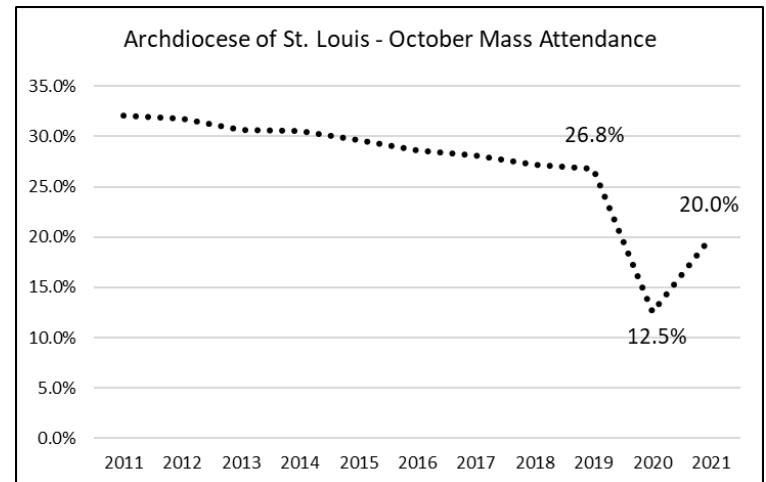
The Landscape in the Archdiocese of St. Louis

Our baptism and marriage trends reflect the national landscape, as they are half of what they were 20 years ago.



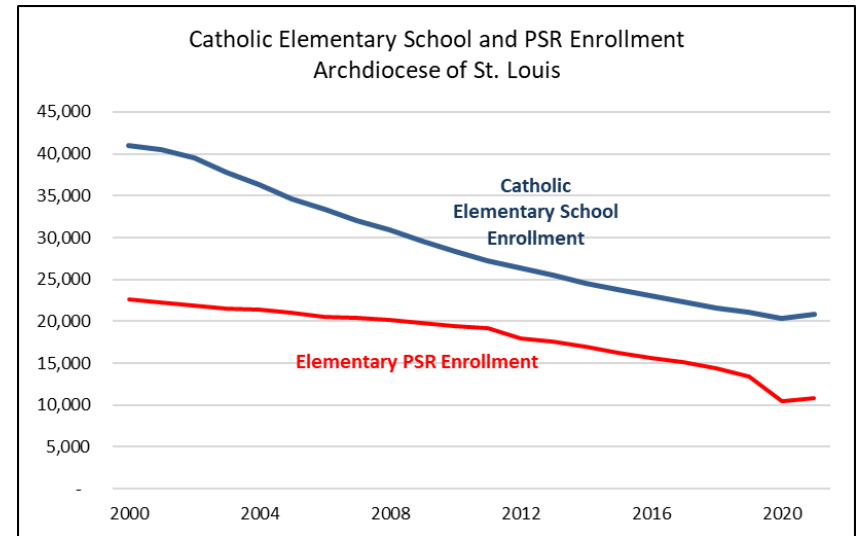
WEEKLY SUNDAY MASS ATTENDANCE CONTINUES TO DECLINE

- Prior to the COVID-19 pandemic, Mass attendance was declining between 0.5% to 1% per year.
- Mass attendance hit a record low in October 2020 which is attributed to the COVID-19 pandemic.
- While Mass attendance in October 2021 showed a significant increase from 2020, it was still 25% lower than Mass attendance in October 2019.
- In 2019, only 33% of our pews were occupied during the typical weekend Mass. By 2021, only 25% of our pews were occupied during the typical weekend Mass.



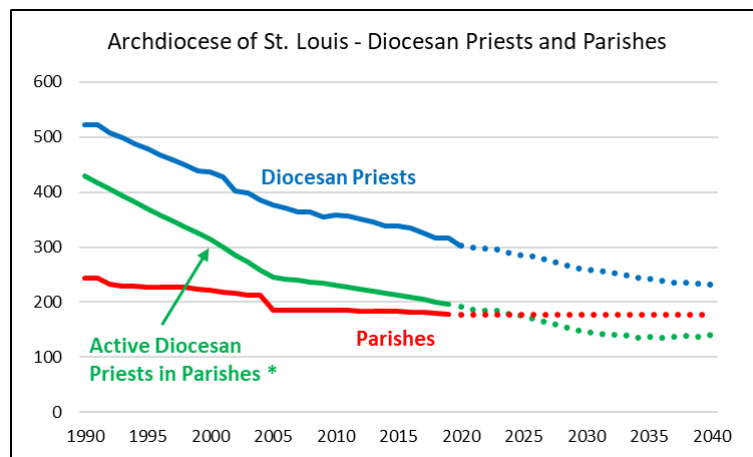
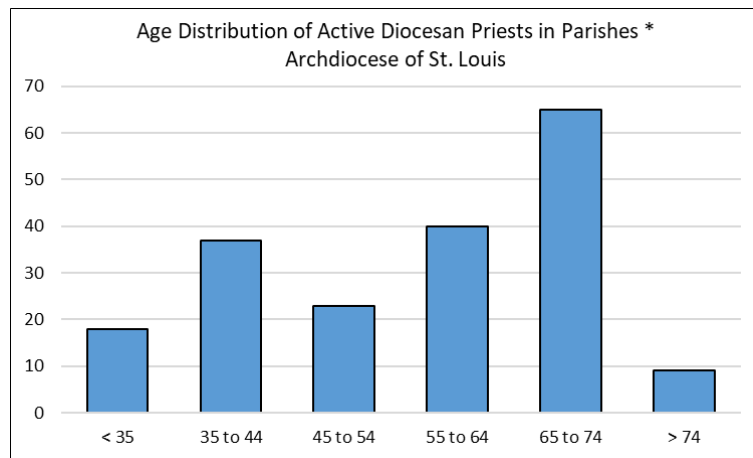
FEWER BAPTISMS HAVE RESULTED IN FEWER CHILDREN IN CATHOLIC SCHOOLS AND PSR

- Though we educate a higher percentage of children in our Catholic schools than nearly any other diocese (37%), enrollment continues to decline.
- During the last decade, PSR enrollment has declined faster than day school enrollment.
- Our current model of Catholic elementary schools cannot continue.
 - Only 40-50% of our elementary school children live in the boundaries of their parish school.
 - The cost to educate our students continues to outpace tuition increases.
 - Parish investment in our schools continues to absorb an increasing percentage of parish funds available to support other parish ministries.



OUR PRIESTS ARE AGING

- 35% of our diocesan priests (74 priests) serving in parishes are 65 years of age or older.
- These 74 priests could retire in the next 10 years.
- Though priests' retirement age is 75, the average of retirement for our diocesan priests has been 71.
- By 2026, we will have fewer diocesan priests to serve in parishes than the number of parishes we have.
- Our largest parishes will still need to be served by 2-3 priests.

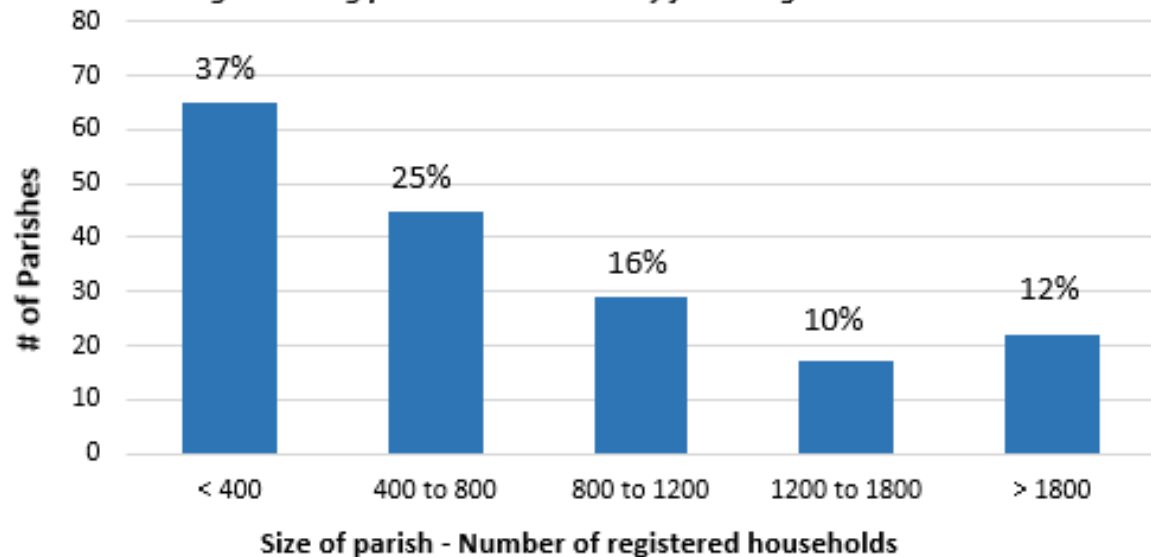


* Excluding retired priests resident in parishes



OUR FINITE RESOURCES NEED TO BE REALIGNED TO ENABLE VIBRANT MINISTRY

Smaller parishes tend to have fewer financial resources. Collaboration strategies among parishes are necessary for evangelization



	< 400	400 to 800	800 to 1200	1200 to 1800	> 1800
Number of Priests *	49	46	38	27	50
Ratio of Parishioners to Priests	619	1,416	1,996	2,704	3,411

* Includes diocesan and religious order priests



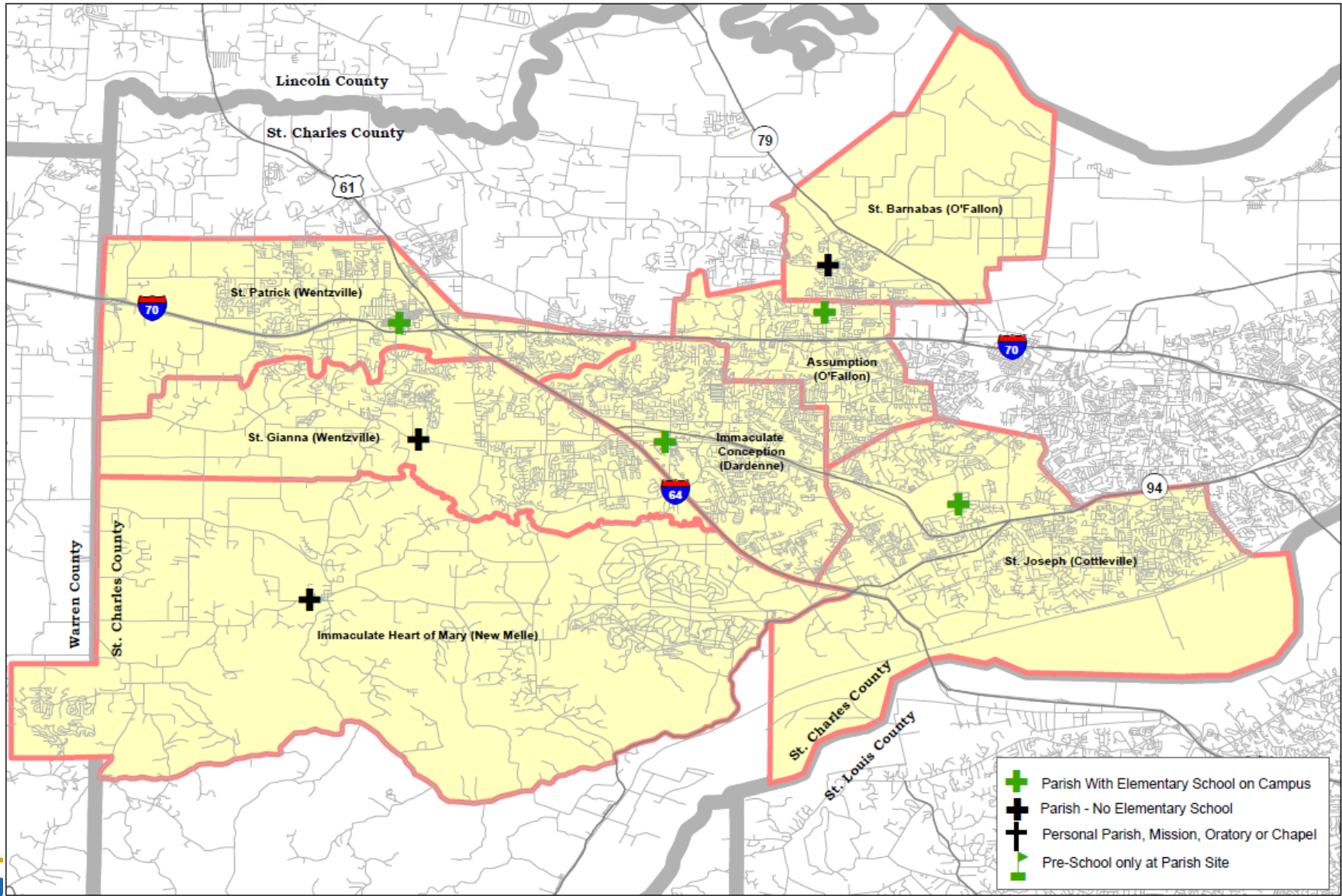


ALL THINGS NEW

STEADFAST IN FAITH • FORWARD IN HOPE

OUR PLANNING AREA
PLANNING AREA #10

OUR TERRITORY FOR EVANGELIZATION



ABOUT OUR PLANNING AREA

- The planning area is primarily in western St. Charles County with a small section in Warren County to the west. The geography of this area is defined by Interstates 64 and 70, Highway 61, Routes 79 and 94 and the Missouri River to the southeast.
- It is made up of parishes from the southern portion of the St. Charles deanery. There are 7 territorial parishes and 4 elementary schools. Currently there are 14 diocesan priests assigned to this group.
- The two smallest parishes are in close proximity to larger parishes. St. Gianna is 3.5 miles from St. Patrick and 5.5 miles from Immaculate Conception. St. Barnabas is 1 mile from Assumption.



OUR PLANNING AREA IS STILL RAPIDLY GROWING IN POPULATION

- Total population in the planning area in the 2020 census was up 14% from 2010, still growing strongly, but not as much as previous decades.
- The population 55 or older increased from 15% in 2000 to 26% in 2020.
- 24% of the population is registered Catholic, which is higher than the Diocesan average of 18%.
- Median household income in the area is \$92,453, which is above the archdiocesan average of \$60,700.



OUR PLANNING AREA DEMOGRAPHIC TRENDS

(U.S. Census Data)	1990	2000	2010	2020
Population	78,311	136,959	199,785	227,049
<i>Percent Change</i>		75%	46%	14%
Households	25,976	46,651	70,961	83,003
<i>Percent Change</i>		80%	52%	17%
Population				
White	75,780	130,421	182,122	192,640
<i>Percent of Total</i>	97%	95%	91%	85%
Black	1,619	3,324	7,639	9,813
<i>Percent of Total</i>	2%	2%	4%	4%
Other/Multi-Race	912	3,215	10,025	24,596
<i>Percent of Total</i>	1%	2%	5%	11%
Hispanic (not a race)	970	1,833	4,887	8,161
<i>Percent of Total</i>	1%	1%	2%	4%
% of Population Age 55+	12%	15%	21%	26%

2020 Data	
% of Households - Renters	15%
% of Households - Single Person Living Alone	19%

Median Household Income	
Planning Area	\$ 92,453
Archdiocese	\$ 60,700

2021 Data	
% of Population Registered Catholic	
Planning Area	24%
Archdiocese	18%
No. of Catholic School Children in Planning Area	2,374

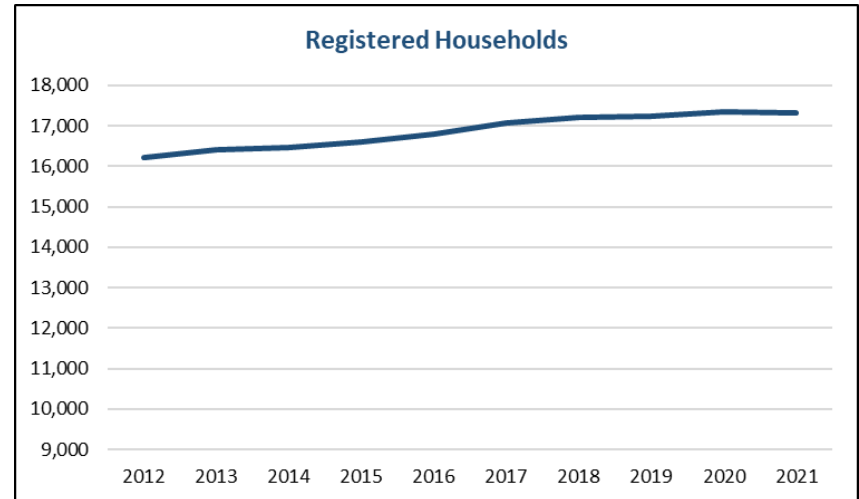
2017-2021 (Five-Year Average)	
% 8th Grade Students to Catholic High Schools	76%



OUR PLANNING AREA SACRAMENTAL TRENDS

REGISTERED HOUSEHOLDS

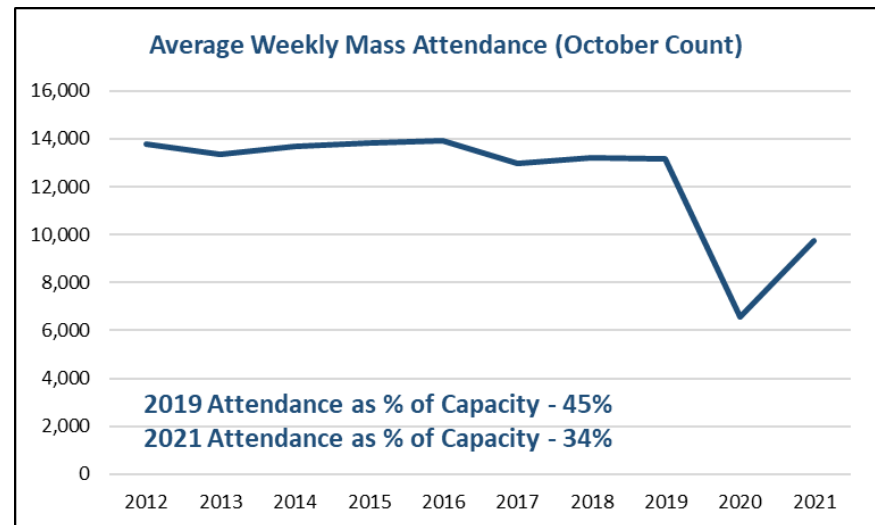
- Registered households in the planning area grew by 7% during the past decade, compared to a decline of 7% for the diocese.



OUR PLANNING AREA SACRAMENTAL TRENDS

MASS ATTENDANCE

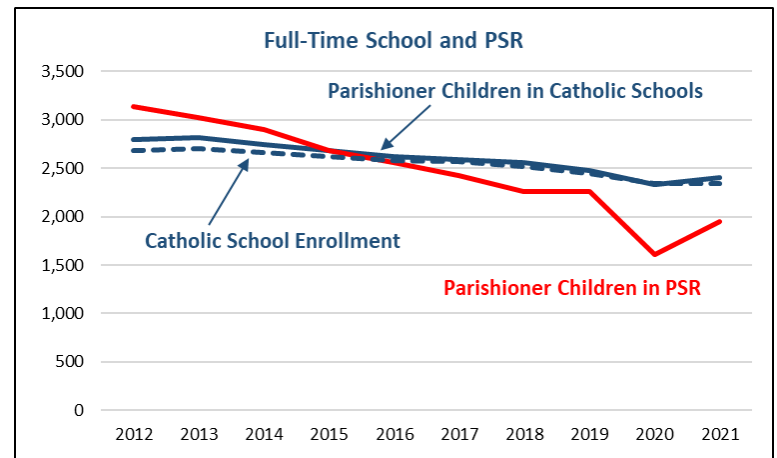
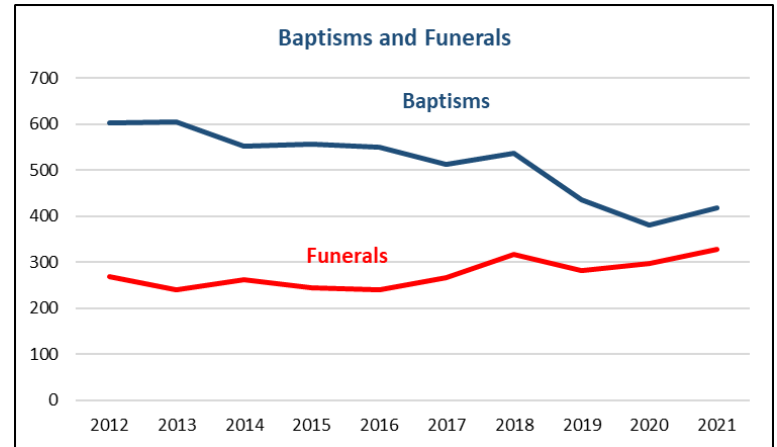
- Mass attendance declined 17% during the decade, compared to a decline of 30% for the entire diocese.
- Pre-COVID Mass attendance was fairly stable.
- Mass attendance % of capacity was above the Archdiocesan average of 35% in 2019 and 25% in 2021.



OUR PLANNING AREA SACRAMENTAL TRENDS

BAPTISMS, FUNERALS, & K-8 FORMATION

- Despite this planning area growing, its baptisms are on a decline and its funerals are on an increase, reflecting a somewhat aging Catholic population.
- While Catholic school enrollment has only declined 12% during the decade, PSR enrollment has declined 38%.



OUR PLANNING AREA MINISTRY TRENDS

	Registered Parishioner Households		Number of Catholics	Weekend Mass Attendance		Church Capacity	Baptisms	Funerals	Parishioner Children in:	
	2011	2021		2019	2021		Five Year Average 2017-2021	Catholic Schools (Include Privates) 2021-22	Traditional PSR 2021-22	
			2021							2021
Assumption (O' Fallon)	3,200	3,230	9,700	1,914	1,528	1,200	72	68	366	266
Immaculate Conception (Dardenne Prairie)	4,171	4,638	14,770	3,866	2,696	1,200	125	90	709	846
Immaculate Heart of Mary (New Melle)	715	885	2,335	679	629	750	25	19	27	104
St. Barnabas (O'Fallon)	435	365	760	568	198	450	5	10	7	6
St. Gianna (Wentzville)	455	478	1,485	533	538	450	19	6	26	42
St. Joseph (Cottleville)	5,068	5,265	17,950	3,387	2,492	1,500	128	67	862	389
St. Patrick (Wentzville)	1,925	2,450	7,550	2,203	1,653	500	82	40	406	292
TOTAL	15,969	17,311	54,550	13,151	9,735		457	298	2,403	1,945



OUR PLANNING AREA CATHOLIC SCHOOL ENROLLMENT IS DECLINING

- The four elementary schools in this planning area have 2,344 children enrolled in Catholic elementary schools, down 9% from 5 years ago.
- Most schools draw heavily from outside their parish boundaries, yet most students are parishioner students.
- The number of students going to Catholic elementary schools from the parishes in the planning area is 2,403.
- There are 1,945 students enrolled in PSR in 2021, down 24% from 5 years earlier.



OUR PLANNING AREA

CATHOLIC SCHOOL TRENDS

	2021-22	2021-22	2021-22 vs 2016-17	2021-22	2021-22
	Enrollment (K-8)	Enrollment (Pre-K) PK 3-4 & PK 4-5	5 Year Percent Change in (K-8) Enrollment	% K-8 Students Registered in Parish	% K-8 Students Living in Parish Boundaries
Assumption - O'Fallon	368	65	(15%)	93%	31%
Immaculate Conception - Dardenne	727	121	(7%)	93%	47%
St. Joseph - Cottleville	843	115	(11%)	96%	56%
St. Patrick - Wentzville	406	103	(4%)	96%	46%
TOTAL	2,344	404	(9%)	n/a	n/a





ALL THINGS NEW

STEADFAST IN FAITH • FORWARD IN HOPE

OUR PARISH
ASSUMPTION OF THE BLESSED VIRGIN MARY – O'FALLON

ABOUT OUR PARISH

- Established in 1871 amidst the farmlands of St. Charles County, Assumption has grown to be the third largest parish in the diocese with just over 3200 households.
- With St. Barnabas parish just one mile away on the same road, most St. Barnabas area Catholics have affiliated with Assumption parish.
- The parish school dates to the 1800s and enrollment is at 418.
- The parish church was built in 2005 and seats 1200. The old parish church built in 1937 is still used as a chapel.
- The parish administers its own parish cemetery.



ABOUT OUR PARISH

- St. Charles County is still growing rapidly but the growth in Assumption territory is beginning slow as growth moves westward. However, there will still be growth in this area, especially if property becomes available for development.
- Pre-COVID Mass attendance had been declining. The parish school enrollment has been declining slightly, but PSR enrollment has been declining much faster. Fewer Catholic children is exemplified by the decline in baptisms.
- Parish investment in the school has been within recommended levels, but the parish financial position is not improving as debt is not being paid off.



OUR PARISH AREA HAS EXPERIENCED A SLOWING OF THE GROWTH OF THE 1990S AND 2000S

- The rapid growth of the 1990s and 2000s has slowed considerably. There was 10% household growth in the last decade, and growth may continue if land becomes available for development.
- The area is becoming more diverse as the percent of the population that is white has declined from 95% in 2000 to 82% in 2020. Many are classifying themselves as multi-racial.
- Median household income is \$78,800 which is above the archdiocesan average of \$60,700.
- 22% of the resident population is Catholic which is above the archdiocesan average of 18%.



OUR PARISH

DEMOGRAPHIC TRENDS

(U.S. Census Data)	<u>1990</u>	<u>2000</u>	<u>2010</u>	<u>2020</u>
Population	14,787	23,415	31,019	32,427
<i>Percent Change</i>		<i>58%</i>	<i>32%</i>	<i>5%</i>
Households	4,819	8,115	11,241	12,339
<i>Percent Change</i>		<i>68%</i>	<i>39%</i>	<i>10%</i>
Population				
White	14,498	22,342	28,016	26,668
<i>Percent of Total</i>	<i>98%</i>	<i>95%</i>	<i>90%</i>	<i>82%</i>
Black	116	479	1,235	1,784
<i>Percent of Total</i>	<i>1%</i>	<i>2%</i>	<i>4%</i>	<i>6%</i>
Other/Multi-Race	173	594	1,768	3,975
<i>Percent of Total</i>	<i>1%</i>	<i>3%</i>	<i>6%</i>	<i>12%</i>
Hispanic (not a race)	245	397	895	1,612
<i>Percent of Total</i>	<i>2%</i>	<i>2%</i>	<i>3%</i>	<i>5%</i>
% of Population Age 55+	14%	16%	21%	27%

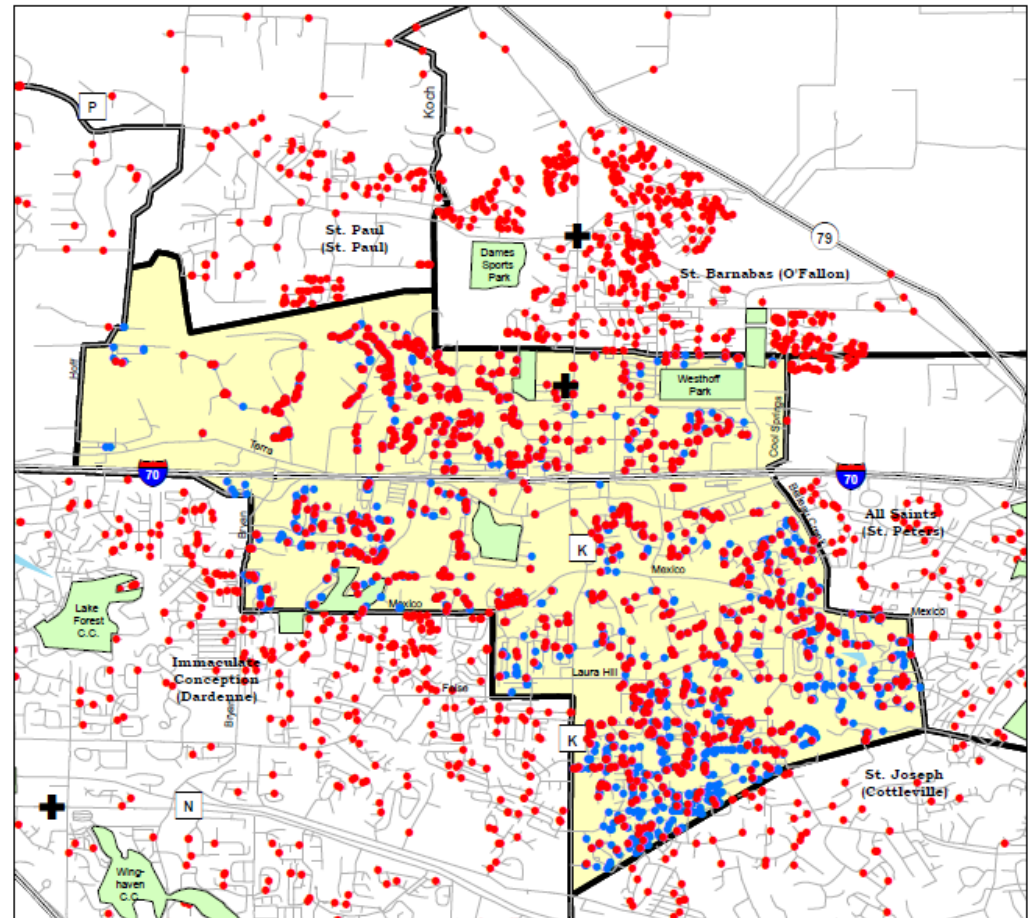
2020 Data	
<i>% of Households - Renters</i>	18%
<i>% of Households - Single Person Living Alone</i>	22%
<hr/>	
Median Household Income	
Parish Area	\$ 78,847
Archdiocese	\$ 60,700
2021 Data	
% of Population Registered Catholic	
Parish Area	22%
Archdiocese	18%
No. of Catholic School Children in Parish Area	257
2017-2021 (Five-Year Average)	
% 8th Grade Students to Catholic High Schools	84%



WHERE OUR PARISHIONERS & CATHOLICS LIVE

- Red dots are parishioner households; blue dots are Catholic households that are registered at a different parish.
- There are many more parishioner households (3075) than there are Catholic households in the boundaries (2260).
- This means that many more Catholic households come into the parish from outside the boundaries than leave the parish area to affiliate elsewhere.
- 60% of the Catholic households in St. Barnabas territory are parishioners of Assumption parish (561 out of 925).
- 15% of Assumption's parishioners live in Immaculate Conception parish area.

39 Percent of parishioner households live within the parish boundaries
 54 Percent of Catholic households living within the parish boundaries are parishioners



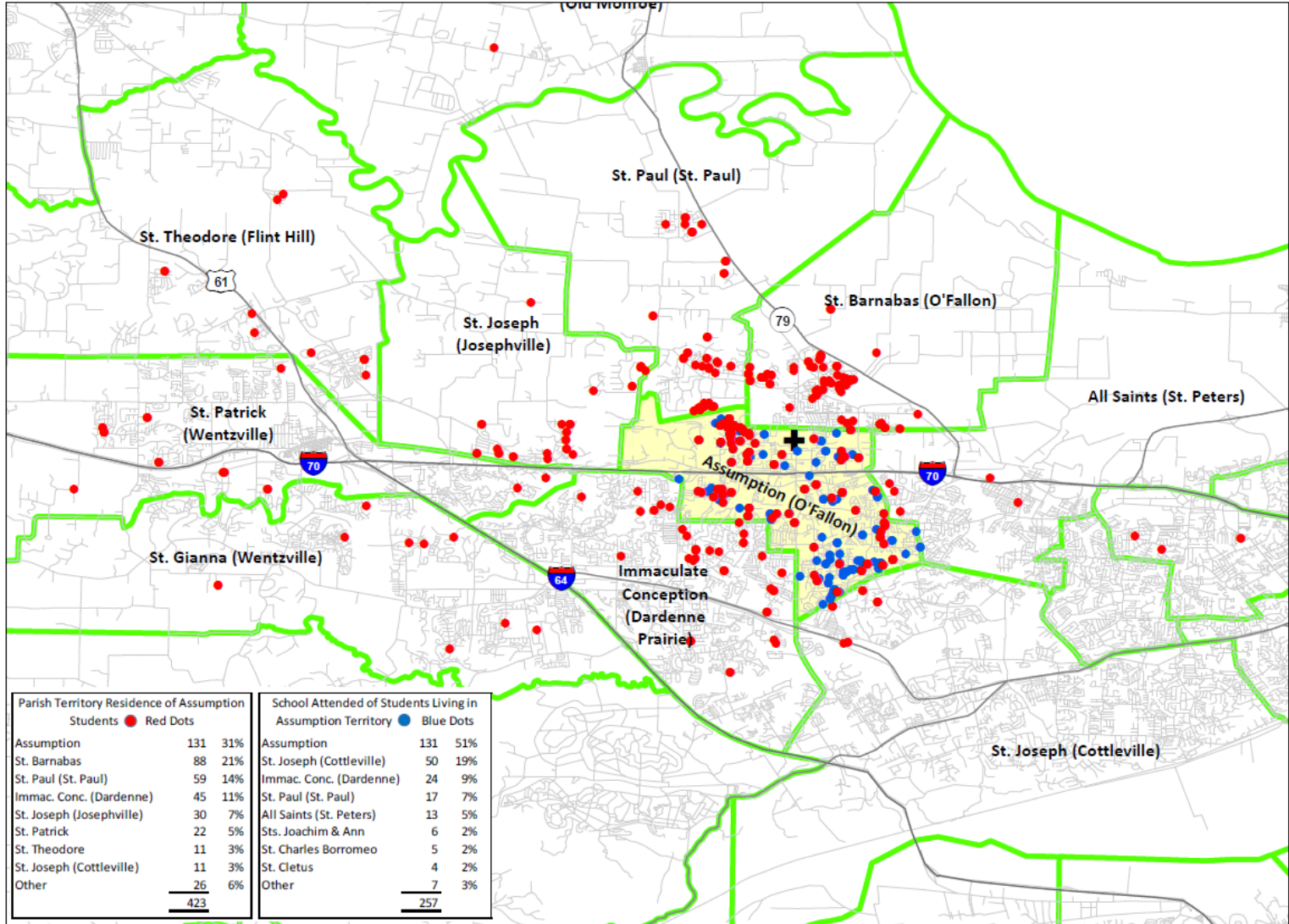
Residence of Parishioners		Parish membership of households in parish boundaries	
Assumption	1210 39%	Assumption	1210 54%
St. Barnabas	561	Immaculate Conc. - Dardenne	267
Immaculate Conc. - Dardenne	443	St. Joseph - Cottleville	262
St. Paul - St. Paul	154	All Saints	219
Other	707	Other	302
Total	3075	Total	2260



WHERE CATHOLIC SCHOOL STUDENTS LIVE

Assumption (O'Fallon) - Residence of Students (K-8)
2021-22

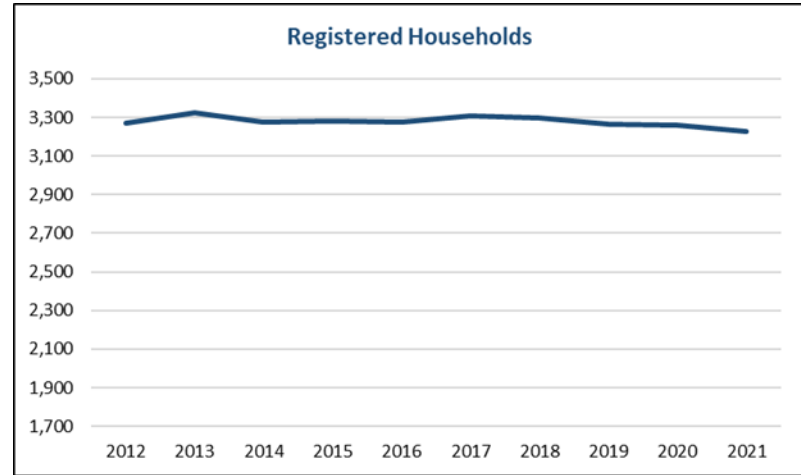
- Assumption parish erroneously submitted 423 addresses including pre-school.
- Only 31% of the students at Assumption parish school live in Assumption's boundaries as the school attracts students from all over the area.
- There are only 257 Catholic school students living in the boundaries of Assumption parish and only 131 of them are students at Assumption school.



OUR PARISH SACRAMENTAL TRENDS

REGISTERED HOUSEHOLDS

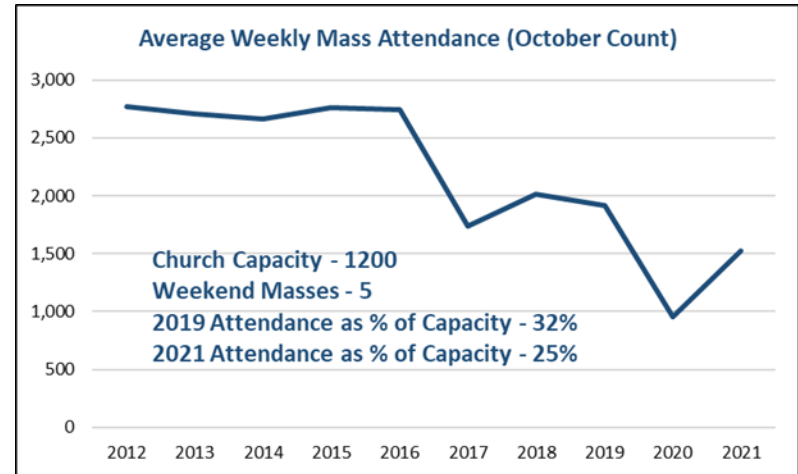
- Parish membership has stabilized during the past decade after growing rapidly in previous decades.



OUR PARISH SACRAMENTAL TRENDS

MASS ATTENDANCE

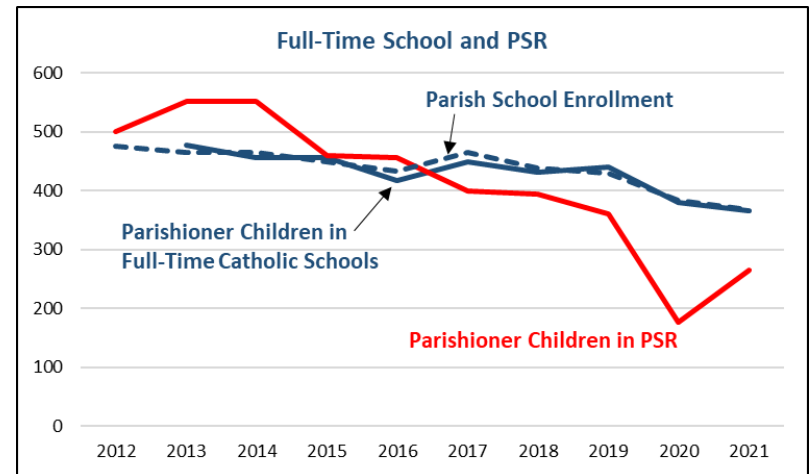
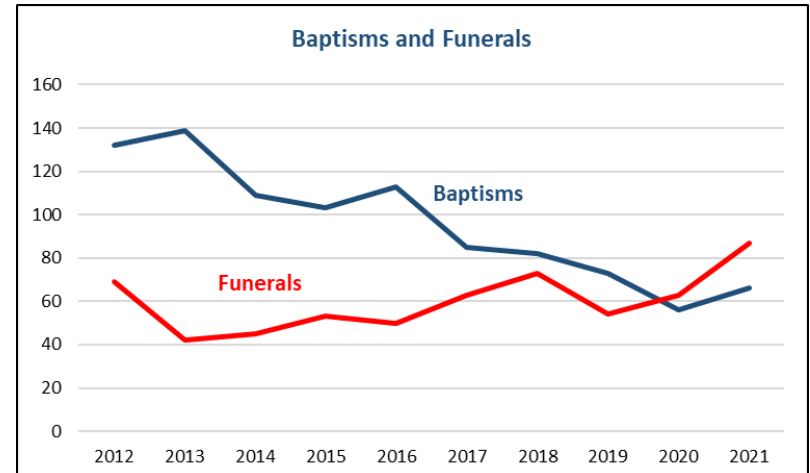
- Mass attendance pre-COVID had dropped significantly beginning in 2017.
- Mass attendance as percent of capacity is at the archdiocesan average of 33% in 2019 and 25% in 2021.
- Pre-COVID Mass attendance as percent of registered parishioners was 17-20%, well below the archdiocesan average of 27-29%.



OUR PARISH SACRAMENTAL TRENDS

BAPTISMS, FUNERALS, & K-8 RELIGIOUS FORMATION

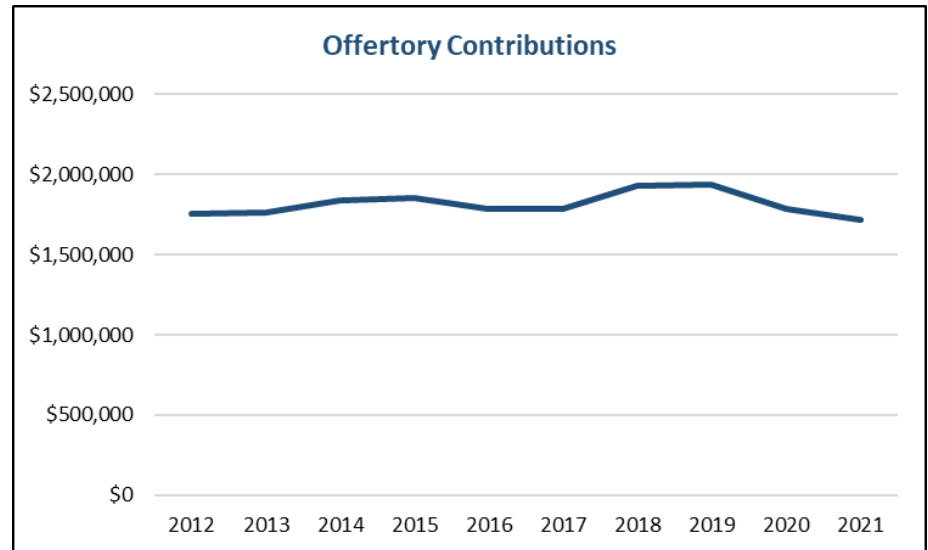
- 15 years ago, 150 baptisms a year was common, but there has been a continuous decline since then.
- Day school enrollment has declined slightly but PSR enrollment has declined more rapidly.
- 77% of day school graduates attend Catholic high schools.



OUR PARISH FINANCIAL TRENDS

OFFERTORY CONTRIBUTIONS

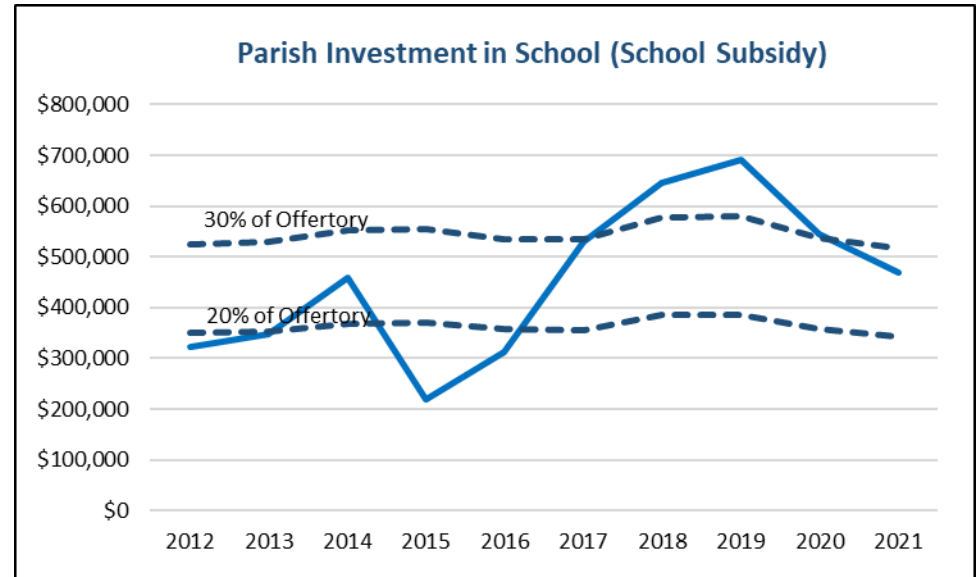
- Offertory has been stable during the past decade consistent with the stable number of registered households



OUR PARISH FINANCIAL TRENDS

INVESTMENT IN CATHOLIC SCHOOLS

- Parish investment in the school has generally been within the recommended 20-30% of offertory.



OUR PARISH FINANCIAL TRENDS

PARISH FINANCIAL CONDITION

- Parish has had difficulty paying off the major capital expenditures in 2013 and 2014, leaving the parish in a negative equity position.

